

THAMES SAILING CLUB
Portsmouth Road, Surbiton, Surrey, KT6 4HH
MINIMA YACHT CLUB
48A High St, Kingston upon Thames KT1 1HN



Thames SC, Minima YC – Merlin Rocket Open Event - Sailing Instructions
TSC sailed on Saturday, 29 April: MYC sailed on Sunday, 30 April

1.0 Rules

Racing will take place under the current Racing Rules of Sailing (RRS), the Prescriptions of the RYA, the Notice of Race, and these Sailing Instructions. If there is a conflict between the Notice of Race and these Sailing Instructions, then these Sailing Instructions shall prevail.

2.0 Notices to competitors

Notices to competitors will be posted on the official notice board in the entrance to the clubhouse, or in the Race Box.

3.0 Changes to Sailing Instructions

3.1 Any change to the sailing instructions will be posted at least 30 minutes before the advertised starting time of the race or races concerned.

3.2 Any change to the schedule of races will be notified at the briefing on the day.

4.0 Signals made ashore

4.1 Signals made ashore will be displayed on the Race box Flag system.

4.2 When flag AP is displayed, prior to one hour before the first start of the day, '1 minute' is replaced with 'not less than 30 minutes'. This changes **RRS: Racing Signals: AP**

4.3 When Flag Y is displayed, all competitors will be required to wear Personal Floatation devices when afloat. This changes **RRS Rule 1.2**.

5.0 Schedule of races

5.1 The schedule of races shall be as described in the Notice of Race.

5.2 Where there are two or more races to be sailed on one day, the warning signal for the second and any succeeding race will be made as soon as possible after the finish of the previous race, or at the race committee's discretion.

6.0 Class Flags

6.1 The Class flag for the Merlin Rocket Fleet will be Flag O.

7.0 The course

7.1 No later than the warning signal shall the race committee designate the course for the fleet by displaying the course board from the race box.

7.2 The usage of the course boards is explained in Appendix A of these instructions.

- 7.3 The Race committee or officer, at their discretion, may opt to lay a “special” course, or a course that cannot be accurately described using the course boards in their normal fashion. This is indicated by an “X” on the course board for the fleet or start in question. This is detailed further in Appendix A and will be accompanied by a briefing provided by the race committee prior to the fleet’s first start of the day within reasonable timing of their warning signal.
- 7.4 The choice of which marks, and where they are placed on the course, is in the absolute discretion of the race committee.
- 7.5 Any boat whilst racing which fouls or collides with a moored boat, but excluding TSC Safety boat(s), shall take a two-turn penalty.

8.0 Marks

- 8.1 All Racing marks are ORANGE with BLACK Letters.
- 8.2 For TSC, the Start and Finish lines are indicated by the transit between the Signal Mast and a white post surmounted by a triangle transit mark, affixed to the jetty, continued to the Middlesex shore where a white mark is positioned to indicate the other end of the line.
- 8.3 For MYC, the Start and Finish lines are indicated by a transit from the Race Box to a mark on The Middlesex shore.
- 8.3 Ravens Ait will not be used as a mark on any course. The exception to this is in the case of the race officer using a “Special course” prescribed in Sailing Instruction 7.3.

9.0 The Start

- 9.1 Races shall be started in accordance with **RRS Rule 26**.

10.0 The Finish

- 10.1 The Finish Line shall be located in the same position as the start line. This is detailed in Appendix A
- 10.2 In the event of a Shortened Course, a boat shall be recorded as finished when they next cross the start/finish line. This changes **RRS Rule 32.2**.

11.0 Penalty System

- 11.1 At TSC only, the Penalty for touching a mark (RRS 31) is replaced from a one-turn penalty and shall be re-rounded instead.
- 11.2 When a boat intends to take a penalty as provisioned in RRS 44.1 and in the same incident has touched a mark, she must re-round the mark correctly as detailed in Sailing Instruction 11.1. This Changes RRS 44.1(a).
- 11.3 RRS 44.3 Scoring Penalty does not apply.

12.0 Time Limits

- 12.1 The time limit for a race shall be one hour, or at the race committee’s discretion.

13.0 Protests

- 13.1 Protest forms are available from the race box. Protests shall be delivered there within the Protest time limit.

- 13.2 For all starts, the Protest Time Limit is 60 minutes after the last boat has finished the last race of the day.
- 13.3 Notices will be posted within reasonable time to inform competitors of the hearings in which they are parties or named as witnesses.
- 13.4 Notices of protests by the Race Office, race committee, or Protest Committee will be posted on the official notice board, in the club house.
- 13.5 The Exoneration Penalty and the Advisory Hearing and RYA Arbitration of the RYA Rules Disputes Procedures will be available. Decisions from the RYA Arbitration can be referred to a protest committee but cannot be reopened or appealed.

14.0 Scoring

- 14.1 The Scoring System is in accordance with **RRS Appendix A**.
- 14.2 Points for race ties will not be divided. This changes **RRS A7**.
- 14.3 The current RYA Portsmouth Yardstick (PY) scheme and PY numbers will be used where appropriate in conjunction with the Merlin Rocket Owners' Association handicap system for Vintage boats.

15.0 Safety Regulations

- 15.1 A boat shall not interfere with nor try to pass between a patrol boat and a boat that is capsized or otherwise needing assistance or persons in the water. Sailors racing and contravening this requirement may be disqualified without a hearing. This changes **RRS Rule 63.1**.

16.0 Radio Communications

- 16.1 A boat shall neither make nor receive radio communications not available to all boats. This restriction also applies to mobile phones.

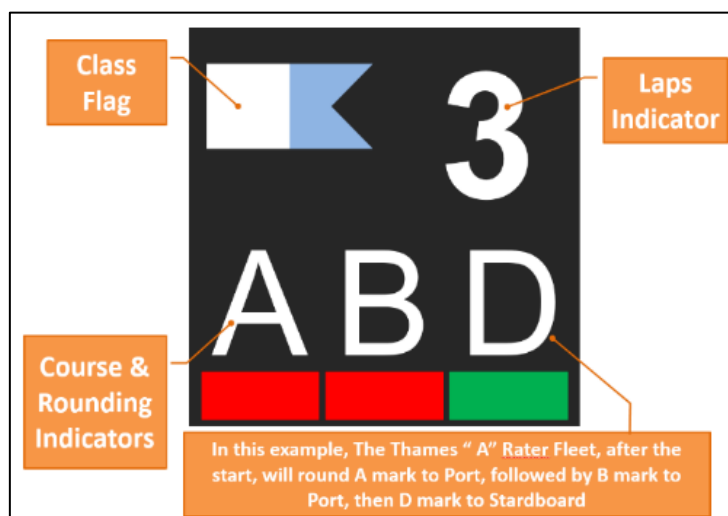
17.0 Responsibility and Disclaimer

- 17.1 All competitors must enter the event via the registration process as detailed in the Notice of Race.
- 17.2 To be eligible, a boat shall comply with its class rules of measurement and buoyancy. Failure to provide a valid certification to the race committee upon request will render their entry to the race, series, or event invalid.
- 17.3 To be eligible either the helmsman or boat's owners shall be a member of a club affiliated to the RYA.
- 17.4 All competing boats shall have a valid certificate of Insurance covering third party risks providing the minimum cover of £2,000,000.00 for any one incident.
- 17.5 Competitors are entirely responsible for their own safety whether afloat or ashore, and nothing reduces this responsibility. It is for competitors to decide whether their boat and its helm and crew are fit to sail in the conditions that they might find. Nothing done by the organisers can reduce the responsibility of the owners and competitors, nor will make the organisers responsible for any loss, damage, death or personal injury, however it may have occurred as a result of the boat taking part in the racing. The organisers encompass everyone helping to run the event and include the organising authority, race committee, race officer, safety boat coxswain, patrol boat personnel and beach master(s). The provision of patrol boats does not relieve owners and competitors of their responsibilities.

Appendix A – Thames Sailing Club (taken from the club's Sailing Instructions)

Course boards and structure of the racecourse

A.01 The below shows an example of the course board for the Thames "A" Rater fleet.



A.02 The Top right is the class flag that the represents. There may be more than one board displayed where more than one class or start is competing.

A.03 The marks used for the fleet and their order to be rounded after the start, are displayed from left to right.

A.04 The direction of rounding is indicated by a red or green indicator below each respective Mark.

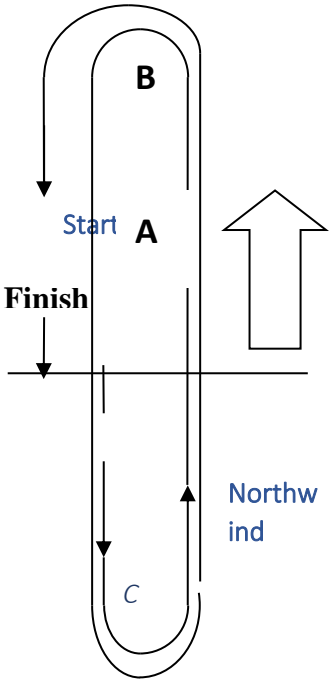
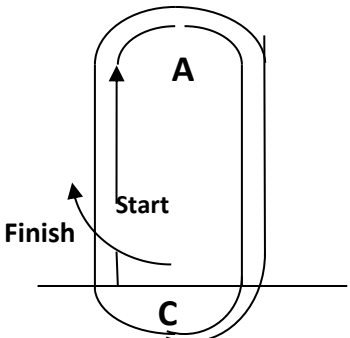
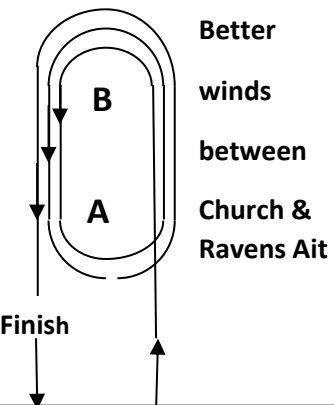
A.05 The number display in the top right indicates the number of laps to complete before they are considered having finished the race.

A.06 The below is a description of this example and how it is to be interpreted in "simple terms".

- *The Thames A Rater fleet (indicated by the class flag) at their start, will cross the start line from the side where they are on the opposite side of the line from the "A" Mark and cross the start line in the direction of Mark "A".*
- *Their first mark of their course is Mark A and will be rounded to port.*
- *The second mark of their course, after "A", is the "B" Mark and the B Mark will be rounded also to Port.*
- *Their last mark of the course is "D" as is to be rounded to starboard.*
- *After rounding D, they will then cross the start/finish line, in the direction of their start and this will be the completion of their first lap, and this is also to be considered their finish line upon completing all laps.*
- *The duration of the race will be 3 laps, unless a Shortened course is signalled by the race committee, in which case they will be finished upon the full completion of their current lap.*

A.07 If the board, instead of specified letters with their rounding direction, shows an "X", this shows the race officer has opted for a "Special" course, SI 7.3. The fleet can therefore expect the race officer to provide a briefing in appropriate time prior to their first start of the first race for the day.

APPENDIX B: MYC SAMPLE COURSES

| | | |
|---|---|---|
| <p>Course 1</p> <p>A simple north windward-leeward course: port rounding – 2 laps.</p>  <p>Kingston Bridge</p> <p>Flags displayed:</p> | <p>Course 2</p> <p>Strong stream course: starboard rounding – 2 laps.</p> <p>Marks close to bank to avoid strong stream</p>  <p>Mark C close to start line to avoid difficult sailing area down stream</p> <p>Wind in any direction.</p> <p>Kingston Bridge</p> | <p>Course 3</p> <p>Windward-leeward course: port rounding - 3 laps round B & A</p>  <p>Better winds between Church & Ravens Ait</p> <p>Kingston Bridge</p> |
| <div>C</div> <div>B</div> <div>2</div> | <div>A</div> <div>C</div> <div>2</div> | <div>B</div> <div>A</div> <div>3</div> |